

LEOPARD | 40



LEOPARD
CATAMARANS

www.leopardcatamarans.com



INTRODUCING

An innovative, contemporary catamaran

Designer/Builders Robertson & Caine and Naval Architects Simonis-Voogd have set a new standard for contemporary cruising catamarans with the launch of the Leopard 40. The innovative interior layout, increased volume in the hulls, and expanded windows and doors that blur the lines between inside and out combine to make the interior space feel like a larger yacht.

The unique forward-facing galley stands in front of a large window with an adjacent access door to the forward platform. Aft, a forward-facing settee and dining table are separated from the aft cockpit seating area by sliding glass doors. These doors and windows enhance the openconcept feel, allow for exceptional ventilation, and facilitate easy navigation in and around the yacht.

The raised helm station is accessible from the cockpit and side deck, allowing for easy short-handed sailing and keeping the helmsman close to family and friends. With more than 1000 sq. ft of sail area and an optimized hull design, like all Leopard catamarans, the Leopard 40 is built to a high standard of speed and agility.

You can customize your Leopard 40 with a choice of interior and exterior coloring as well as an extensive list of options and equipment from industry-leading suppliers to suit your needs underway, crossing oceans, on the dock or at anchor.





CRAFTSMANSHIP

Attentive experiential design

From the full hardtop over the cockpit and hard bimini over the helm station, both with integrated LED lights, to the clear and uncluttered deck with flush hatches and well located grab handles, sail controls, and helm, every aspect of this yacht is meticulously designed for comfort, safety, and the blue water lifestyle.

The raised helm station offers expansive visibility and is easily accessed from the cockpit and side deck. The standard electric halyard winch and all lines within reach at the helm make short-handed yacht control very manageable.

The large teardrop shaped, smoke-grey tinted saloon windows and rectangular side

windows give this yacht the very modern look consistent with the contemporary Leopard line. The Leopard 40's expansive forward window and access door further increase the natural light that these windows provide to the interior space.






INTERIOR

A new standard for comfort

The increased volume in the hulls in the Leopard 40 reflects discernably in the size of the cabins and berths. The yacht is available with either a 3 or 4 cabin layout, both providing excellent comfort with double berths and storage lockers in all cabins.

The 3 cabin layout features two guest cabins in the port hull and a spacious head complete with stall shower. The starboard hull is entirely dedicated to the luxurious owner's suite with a spacious master cabin aft, a vanity table/desk, multiple extra storage spaces, and a sliding entry door to maximize space. A private head with large separate shower compartment stands in the forward section of the hull.

The light blonde interior design shows well in the owner and guest cabins alike, adding to the feeling of ample space. The LED overhead lighting, windows, and hatches provide plentiful light when you and your guests desire it while the pleated blinds on the windows can be lowered when you do not.







COMFORT

A reinvented saloon and galley

The Leopard 40 has truly realized the fusion of indoor and outdoor living space desired in contemporary catamaran design. The nearly 360° views from the saloon become possible with the the introduction of the large forward window and access door, and the sliding windows and doors aft.

The modern galley boasts corian countertops, a stainless steel sink with single lever mixer faucet with pull-out spray, a Vitrifrigo two drawer, front-opening stainless fridge and freezer and an ENO three burner stove top and oven.

The spacious interior dining area can seat up to eight guests comfortably, and the dining table can be converted to an optional double berth. With the sliding doors to the cockpit open, the indoor settee sits adjacent and accessible to the aft cockpit and the two areas become one.





INNOVATION

The Leopard Leap

Each new Leopard catamaran brings with it a new set of features that add to the comfort and sailing performance owners and guests enjoy aboard. The Leopard 40 is setting a new standard for interior layout design with innovations that are sure to be carried forward in future design. These enhancements, combined with her blue water sailing capabilities, performance, and comfort create a catamaran that fits right into the Leopard family.



SPECIFICATIONS

Technical information for the Leopard 40

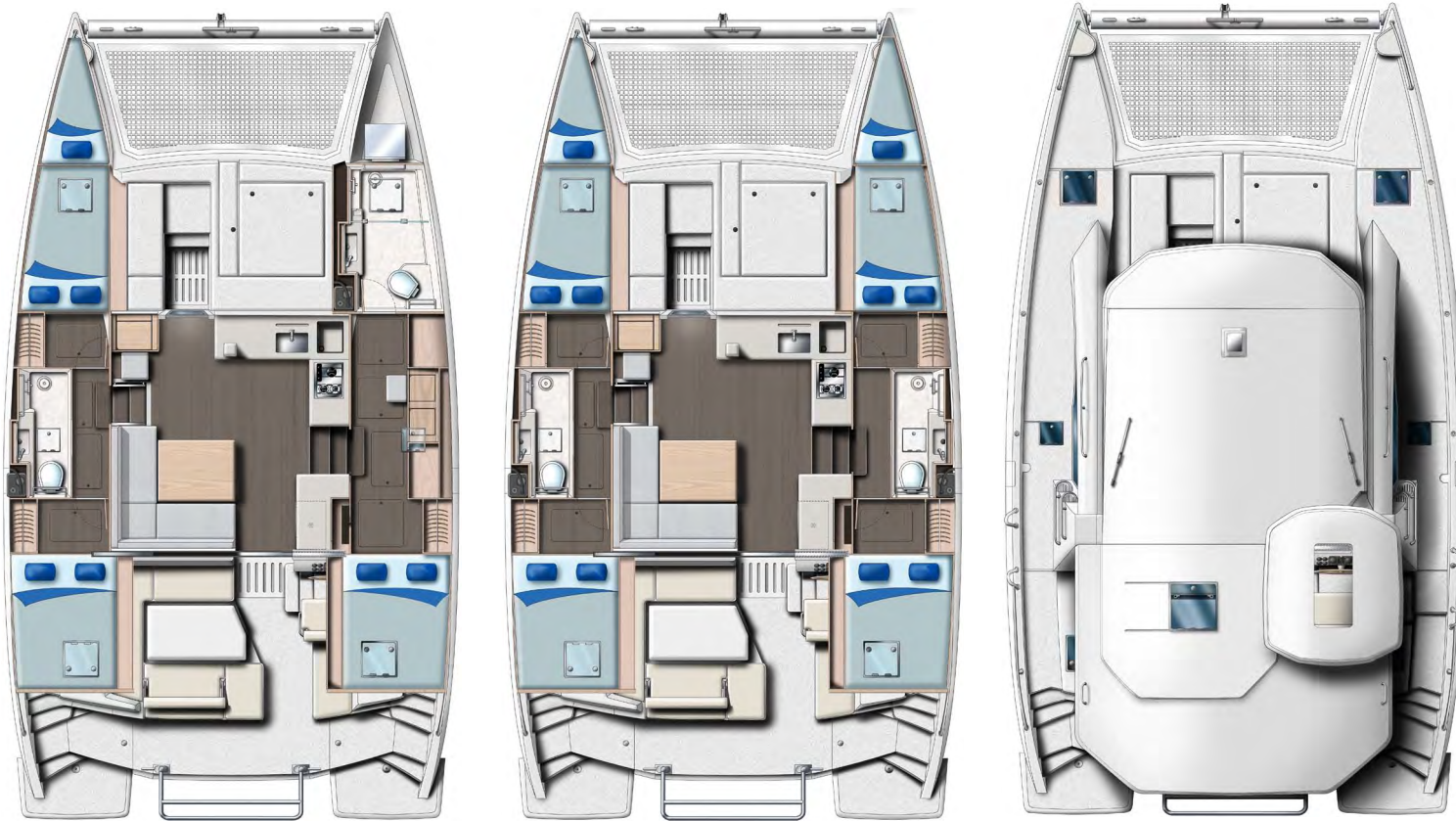
The Leopard 40 is built to the highest standards. Please contact our Leopard Catamarans team members for any questions regarding this yacht and any of the information in this brochure.

LEOPARD 40 STANDARD SPECIFICATIONS

Length overall	39 ft 4 in	11.99 m
Length waterline	38 ft 1 in	11.62 m
Beam	22 ft 1 in	6.72 m
Draft	4 ft 1 in	1.25 m
Displacement	20,591 lbs	9,340 kg
Fuel capacity	95 US gal	360 L
Water capacity	206 US gal	780 L
Engines	2 x 29 hp	

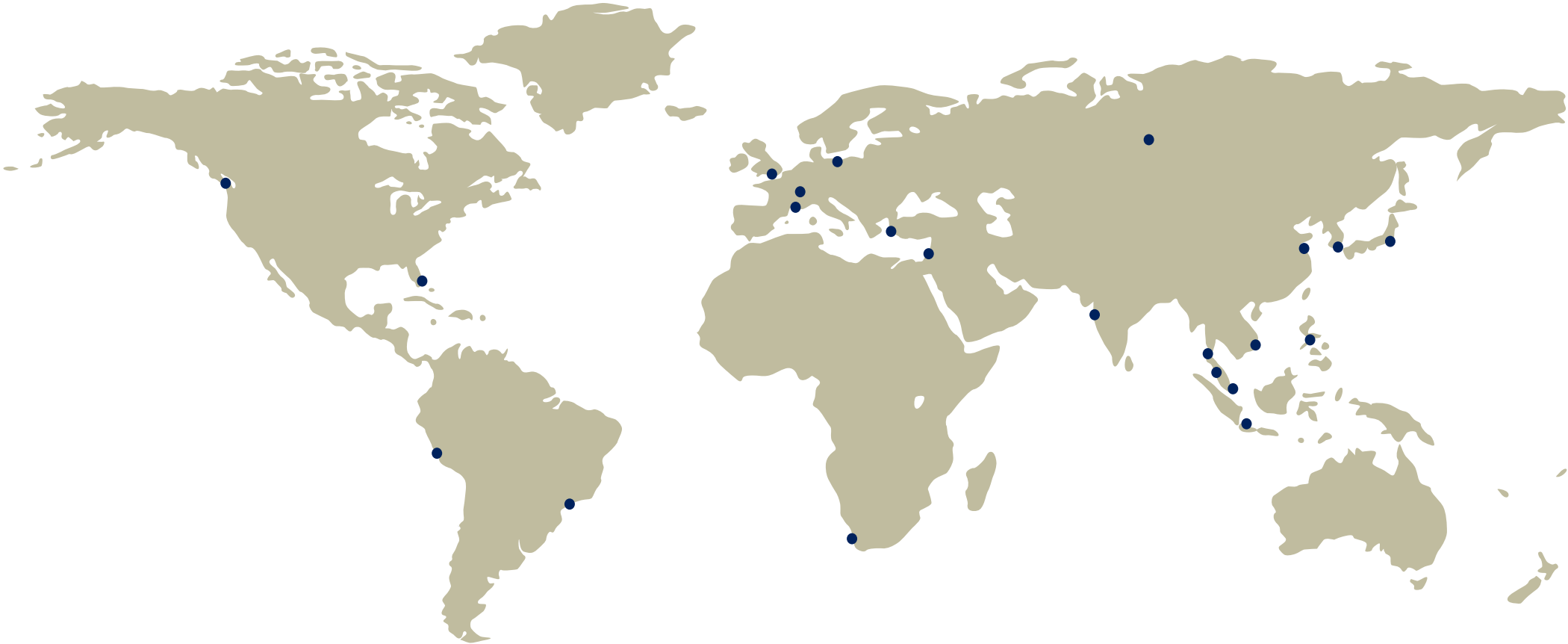


LEOPARD | 40



The Leopard 40 is available in either a 3 cabin, 2 head version, or a 4 cabin, 2 head version. Both layouts offer the option of additional storage, berth, or head in the forward hull.

GLOBAL SUPPORT NETWORK





LEOPARD
CATAMARANS
